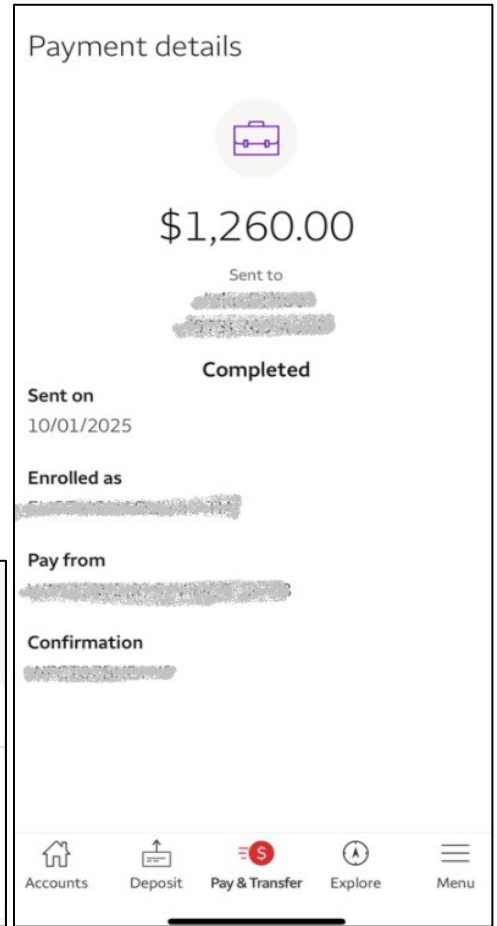
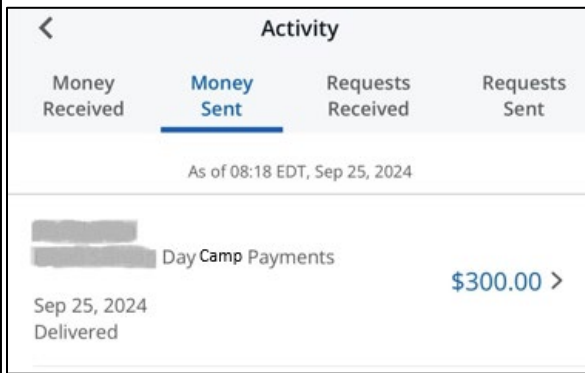
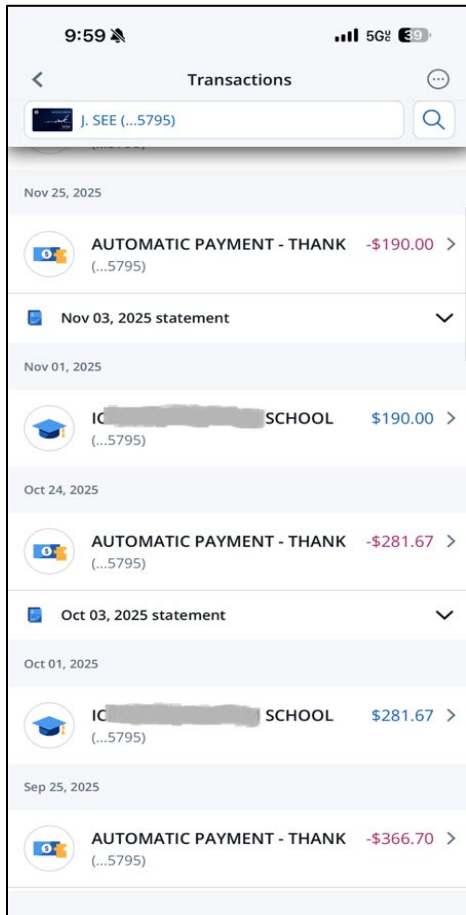


SAMPLE ZELLE RECEIPTS



Zelle receipts must include the provider's name, child's name, date(s) and amount(s) paid. Details can be added in the "Notes" or "Memos" section of your Zelle payment.

To find Zelle notes or memos, open your bank's mobile app or website, navigate to the **Zelle/Transfer & Pay** section and select **Activity** (or **Transaction History**) to view transaction details. Select the specific payment to view the note/memo; older transactions can be found via search.

- Standalone Zelle app: If using the standalone Zelle app, you can view your full transaction history in the app's activity section.
- Check bank statements: For older transactions, check your monthly bank statements, which may contain notes/memos added during the payment process.